

CREDIT OPINION

17 June 2025

Update



Send Your Feedback

RATINGS

NIBC Bank N.V.

Domicile	The Hague, Netherlands
Long Term CRR	A2
Type	LT Counterparty Risk Rating - Fgn Curr
Outlook	Not Assigned
Long Term Debt	A2
Type	Senior Unsecured - Dom Curr
Outlook	Stable
Long Term Deposit	A2
Type	LT Bank Deposits - Fgn Curr
Outlook	Stable

Please see the [ratings section](#) at the end of this report for more information. The ratings and outlook shown reflect information as of the publication date.

Contacts

Guillaume Lucien-Baugas +33.1.5330.3350
VP-Senior Analyst
guillaume.lucien-baugas@moody's.com

Giorgio Violetta +33.1.5330.3410
Ratings Associate
giorgio.violetta@moody's.com

Olivier Panis +33.1.5330.5987
Associate Managing Director
olivier.panis@moody's.com

NIBC Bank N.V.

Update to credit analysis

Summary

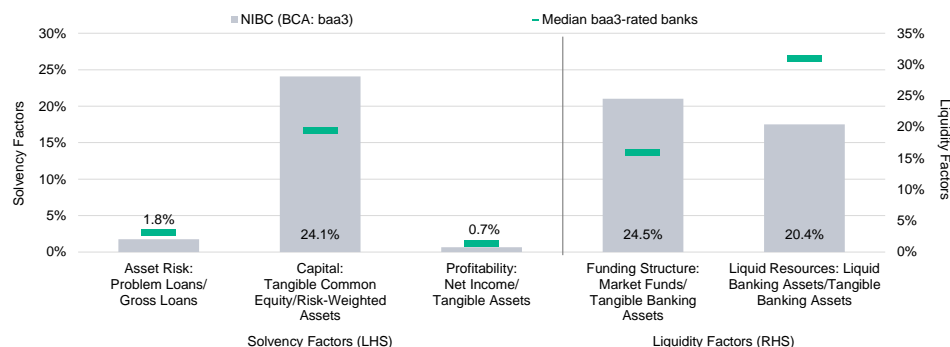
The A2 long-term debt and deposit ratings of [NIBC Bank N.V.](#) (NIBC) incorporate the bank's standalone Baseline Credit Assessment (BCA) of baa2; a three-notch uplift from our Advanced Loss Given Failure (LGF) analysis for both deposits and senior debt; and our assumption, given the small size of NIBC, of a low probability of support from the [Government of the Netherlands](#) (Aaa stable), which does not result in any uplift.

NIBC's baa2 BCA reflects its niche franchise, which focuses on Dutch residential mortgages and on corporate lending to a limited number of sectors, some of which are cyclical, including commercial real estate. These activities' performance would be sensitive to any deterioration in the macroeconomic environment. Nonetheless, we consider that this would be somewhat offset by the recent rebalancing of the corporate lending portfolio and the reduction of single-name concentrations, resulting in an improved asset risk profile.

NIBC's BCA is constrained by high reliance on confidence-sensitive wholesale funding, despite reduced use of unsecured debt, and increased diversification achieved through a retail deposit base.

Exhibit 1

Rating Scorecard - Key financial ratios



Source: Moody's Financial Metrics

Credit strengths

- » Low-risk Dutch mortgage book
- » Sound capitalisation despite recently lowered capital levels
- » Diversified sources of funding

Credit challenges

- » Niche franchise focused on the Netherlands
- » High sector and single-name concentrations despite risk reductions in the corporate loan book
- » Reliance on wholesale funding and confidence-sensitive online saving deposits

Outlook

The stable outlook on NIBC's long-term deposit and senior unsecured debt ratings reflects our view that the bank's credit profile will benefit from the rebalancing of the corporate portfolio to less volatile and lower risk assets while reporting increased profitability derived from the higher interest rate environment compared to years prior 2022. The outlook is also predicated on ample capital buffers and a stable level of loss-absorbing debt instruments subordinated to depositors and senior debt holders.

Factors that could lead to an upgrade

An upgrade of NIBC's long-term deposit and senior unsecured debt ratings is unlikely and could only result from an increase in the bank's BCA. An upgrade of the BCA could be driven by a proven track record of lower asset risk while maintaining high capital buffers and strong profitability.

The bank's subordinated bank debt would be upgraded if its loss-given-failure were to decrease as a result of significant issuance of Additional Tier 1 (AT1) instruments.

Factors that could lead to a downgrade

A downgrade of NIBC's ratings could be driven by a downgrade of its BCA as a result of a deterioration in asset quality, especially in cyclical corporate sectors such as commercial real estate, which would deteriorate the bank's overall profitability. NIBC's BCA could also be downgraded if the bank's liquidity or funding structure were to deteriorate.

The deposit and senior unsecured debt ratings could also be downgraded as a result of a material decrease in junior senior unsecured debt volume, leading to higher loss given failure for both debt categories.

This publication does not announce a credit rating action. For any credit ratings referenced in this publication, please see the issuer/deal page on <https://ratings.moody's.com> for the most updated credit rating action information and rating history.

Key indicators

Exhibit 2

NIBC Bank N.V. (Consolidated Financials) [1]

	12-24 ²	12-23 ²	12-22 ²	12-21 ²	12-20 ²	CAGR/Avg. ³
Total Assets (EUR Million)	22,949.0	23,050.0	22,692.0	22,464.0	20,832.0	2.4 ⁴
Total Assets (USD Million)	23,763.6	25,462.3	24,218.0	25,454.1	25,489.1	(1.7) ⁴
Tangible Common Equity (EUR Million)	1,662.0	1,750.0	1,729.0	1,749.0	1,685.0	(0.3) ⁴
Tangible Common Equity (USD Million)	1,721.0	1,933.1	1,845.3	1,981.8	2,061.7	(4.4) ⁴
Problem Loans / Gross Loans (%)	1.6	1.7	2.0	2.6	1.8	2.0 ⁵
Tangible Common Equity / Risk Weighted Assets (%)	24.1	19.7	18.8	20.4	22.1	21.0 ⁶
Problem Loans / (Tangible Common Equity + Loan Loss Reserve) (%)	16.4	17.0	19.3	25.0	16.5	18.8 ⁵
Net Interest Margin (%)	1.7	1.8	1.7	1.6	1.7	1.7 ⁵
PPI / Average RWA (%)	3.0	2.9	1.9	2.7	2.2	2.5 ⁶
Net Income / Tangible Assets (%)	0.7	0.8	0.6	0.8	0.2	0.6 ⁵
Cost / Income Ratio (%)	47.5	45.8	57.1	52.7	53.7	51.3 ⁵
Market Funds / Tangible Banking Assets (%)	24.5	29.0	31.6	29.7	35.8	30.1 ⁵
Liquid Banking Assets / Tangible Banking Assets (%)	20.4	14.2	16.0	14.3	16.4	16.2 ⁵
Gross Loans / Due to Customers (%)	140.9	162.4	163.4	163.5	150.3	156.1 ⁵

[1] All figures and ratios are adjusted using Moody's standard adjustments. [2] Basel III - fully loaded or transitional phase-in; IFRS. [3] May include rounding differences because of the scale of reported amounts. [4] Compound annual growth rate (%) based on the periods for the latest accounting regime. [5] Simple average of periods for the latest accounting regime. [6] Simple average of Basel III periods.

Sources: Moody's Ratings and company filings

Profile

NIBC Bank N.V. (NIBC) is a Dutch commercial bank, which provides a range of financial products and services to retail customers and corporate clients, mainly in the Netherlands, Germany and the UK. The bank also offers saving accounts in the Netherlands, Belgium and Germany. As of year-end 2024, NIBC had total consolidated assets of €22.9 billion.

In its corporate banking business, NIBC follows a niche approach. Its ability to write new business is based on its expertise, tailor-made structuring capacities and speed of decision-making. The bank only fulfills specific needs of clients and does not aim to become their main bank or offering the entire spectrum of financial products. Transactions in the corporate sector are predominantly bilateral or small club deals. The bank focuses its corporate banking business on asset-backed financing including commercial real estate and digital infrastructure. In 2024, the bank sold its shipping portfolio and its two platform financing fintechs Beequip¹ and Yesqar².

In its retail client offering, NIBC originates both owner-occupied and buy-to-let mortgages in the Netherlands through independent intermediaries, with outstanding amounts of €12.6 billion and €1.3 billion, respectively, as of year-end 2024. The bank also operates an originate-to-manage business, where it originates mortgage loans under its own label for third-party investors, which represented 50% of the mortgages portfolio (€13.6 billion) as of December 2024.

Saving products are exclusively offered through an online channel in the Netherlands, Germany and Belgium. The bank does not offer current accounts and operates without any branch network.

NIBC has been fully owned by the private equity firm Blackstone since 30 December 2020.

Detailed credit considerations

The bank's high asset risks are mitigated by a good track record of low losses

The assigned Asset Risk score of baa2 incorporates four notches of downward adjustment, reflecting the exposure of the bank to cyclical sectors in its corporate loan book.

We consider the risks from NIBC's corporate banking activities to be high, reflecting the fact that the bank's franchise is skewed toward commercial real estate, which is vulnerable to deteriorating macroeconomic conditions. However, NIBC has a good track record of low losses since 2010. In addition, NIBC has been cutting exposures to the riskiest and most cyclical sectors, including leveraged finance, offshore energy, Collateralised Loan Obligations (CLOs) and shipping, as well as its small equity and investment loan portfolios. The

bank has been developing its mortgages business line to represent 84% of the loan portfolio in 2024 from 65% in 2020, partly due to disposals of corporate loans.

At year-end 2024, NIBC's credit exposure comprised €5.0 billion corporate exposures (of which €0.9 billion non-core exposures) and €13.9 billion Dutch mortgages. Corporate exposures, primarily located in the Netherlands (46% as of year-end 2024), Germany (13%) and the UK (25%), are concentrated in the equivalent of our Baa and Ba categories, based on the bank's internal probability of default grading system. The granularity of the bank's portfolio has been improving over the last 5 years. The top 20 exposures as percentage of its CET1 capital was 59% as of December 2024, broadly in line with 2023 but improving from 88% as of December 2019.

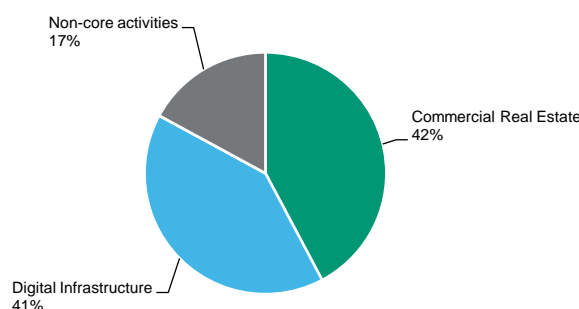
Because of its modest size and its relatively short-term nature, the bank has been able to rebalance its corporate portfolio relatively quickly to reduce its exposure to areas where it saw more downward risk than upward potential. In recent years, the bank has been reducing certain activities tagged as non-core to 3% of the portfolio in 2024 from 22% in 2020. In 2022, NIBC sold its offshore energy and leveraged finance activities, while the bank exited its CLO platform and the equity investment activities in 2023. In 2024, the bank divested from its shipping portfolio and platform companies.

As of December 2024, commercial real estate (CRE), which we consider as a cyclical sector, represented around 42% of NIBC's corporate loan book (including non-core activities). CRE exposures is likely to exhibit higher default risk in the coming quarters in our opinion, albeit we recognise that NIBC's CRE portfolio has exhibited very little deterioration until now. Non-core activities represented still around 17% of the corporate loan portfolio as of year-end 2024, although rapidly declining from 54% in 2021, in line with the de-risking strategy of the bank.

Exhibit 3

Exposure to cyclical sectors remain material

Breakdown of the corporate loan book as of December 2024



Source: Company's data

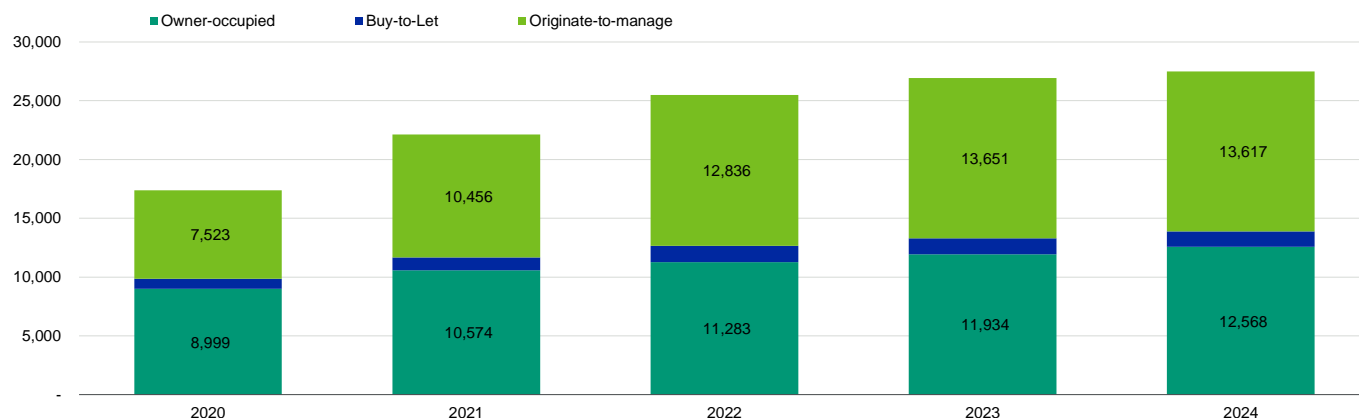
NIBC's Dutch retail mortgage portfolio has proven to be resilient and its performance is in line with that of larger banks' domestic mortgage portfolios. Buy-to-let mortgages were €1.3 billion or 9.5% of NIBC's on-balance-sheet mortgage portfolio as of December 2024, fairly in line with 2023. NIBC maintains conservative underwriting criteria for these mortgages (the average loan-to-value (LTV) ratio was 51% at end-December 2024) and it has a track record of good and relatively constant performance with the non-performing exposure averaging 28 bps of the loan book over the last three years.

The portion of the Dutch mortgage loan portfolio covered by NHG guarantee was 15% in 2024 from 14% in 2023. At the same date, 36% of the mortgage portfolio LTV was less than or equal to 50%, 49% of the portfolio had an LTV between 50% and 100%, and 1% of the portfolio had a LTV over 100%. Following a minor decline in 2023 caused by fluctuating house prices, LTV ratios saw an improvement in 2024, driven by rising housing prices in the Dutch market.

Exhibit 4

Composition of the mortgage loan portfolio

In € million



Source: Company data and Moody's Ratings

NIBC Bank's problem loan ratio was 1.6% at year-end 2024, slightly declining from 1.7% a year earlier. The bank's reported a cost of risk of 5 bps in 2024, improving from 11 bps in 2023 and 2022.

NIBC's sound capitalisation mitigates downside risks on the bank's loan portfolio

The assigned Capital score of a2 reflects the bank's good capitalisation partly offset by its lower medium-term CET1 objective and its concentrations in certain cyclical industries.

We view NIBC as well capitalised and resilient to cyclical downturns despite tail risks stemming from its material exposures to commercial real estate. NIBC's CET1 ratio was 22.4% as of December 2024, increasing from 18.4% as of December 2023, mainly due to decrease in risk-weighted assets related to the sale of the platforms and the shipping portfolio.

The current CET1 ratio is well above the Supervisory Review and Evaluation Process (SREP) requirement of 10.7% at year-end 2024. As of the same date, the bank reported a strong leverage ratio of 7.4%.

The bank disclosed an expected target CET1 ratio between 16% and 17%, pro forma certain key events: (1) the merger of the holding and operating company, with NIBC Bank as the acquirer, is projected to have a positive impact of approximately 1.2 percentage point (ppt); (2) the implementation of Basel IV is expected to have a negative impact of between 3.1 ppts and 3.9 ppts; and (3) a proposed dividend related to the sale of the platform companies will likely have a negative impact of 3.7 ppts.

The bank set a medium-term target for its CET1 ratio of above 13%, although we expect the bank to remain well above this target in the next 18 months.

NIBC exhibits good profitability and efficiency, but earnings tend to be volatile

The bank's profitability is prone to some volatility because of the inherent sensitivity of some activities to the business cycle, which is reflected in the profitability score of baa3.

NIBC has a relatively good profitability versus its Dutch peers, although inherently prone to volatility due to its corporate loan portfolio edged towards certain cyclical sectors. The bank's net income to tangible assets was 0.68% in 2024 declining from 0.77% in 2023.

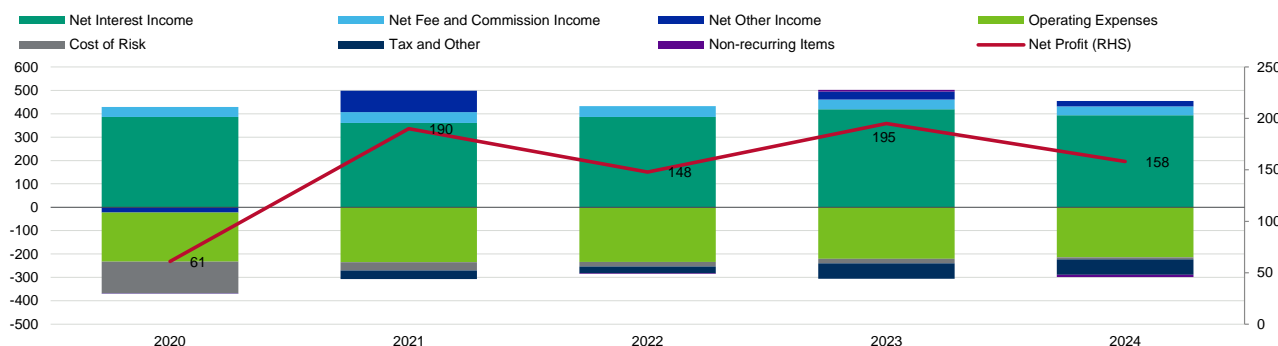
Recurring net income decreased by 14% to €163 million in 2024 from €189 million in 2023. Recurring net interest income, which accounts for 85% of total revenues, was €387 million in 2024, down 8% from €419 million in 2023. This decline was driven by a reduction in the volume of non-core portfolio activities by €1.7 billion, which more than offset the expansion of the core portfolio's activity (+5% mortgage loans, +15% infrastructure, +8% real estate). Net fee income decreased by 7% in 2024 to €38 million, due to the sale of the CLO platform in 2023, and represented 8% of revenue. As the bank exited higher margin and fee businesses, we expect profitability to be lower going forward and also to exhibit higher stability.

Recurring net interest margin decreased to 169 basis points (bps) in 2024 from 186 bps in 2023. This decline was primarily due to a reduction in the non-core loan portfolio volume and a slight decrease in the margin on the residential portfolio. These factors more than offset the positive impact of a lower funding spread in 2024.

NIBC reported solid operating efficiency with a cost-to-income ratio of 47% in 2024 slightly deteriorating from 44% in 2023 (45% excluding non-recurring items). Operating efficiency is supported by the absence of a heavy fixed cost base such as a branch network.

Exhibit 5

Breakdown of NIBC's net profit In € million



Source: Company data and Moody's Ratings

Improved funding mix supports balance-sheet expansion, but wholesale funding reliance and exposure to online deposits persist

The Funding Structure score of ba1 assigned to NIBC reflects the bank's high reliance on confidence-sensitive wholesale funding but also takes into account the diversification of funding sources. This factor, associated with a Liquid Resources score of baa2, leads to a combined Liquidity score of baa3.

NIBC has a large retail deposit base, which amounted to €12.1 billion and accounted for 57% of the bank's total funding (excluding equity) at year-end 2024. The amount of retail deposits increased by 8% from €11.1 billion at year-end 2023 due to 29,000 new saving clients in the Netherlands and Belgium. The bank's deposit base is very granular, with 91% of retail deposits covered by the deposit guarantee scheme. Despite its large deposit base, NIBC remains vulnerable to wholesale market disruptions, as illustrated by its high loan-to-deposit ratio of 141% at year-end 2024, although improving from 162% in 2023.

The bank's wholesale funding (€8.6 billion at year-end 2024 including Additional Tier 1 and Tier 2 instruments) is essentially long-term and mainly composed of covered bonds (51%) and senior unsecured debt (44%). Out of the total outstanding wholesale funding as of year-end 2024, 67% had a residual maturity of 1 to 5 years and 15% had a residual maturity of more than 5 years, leaving around €1.5 billion maturing within one year. NIBC's net stable funding ratio was 144% at year-end 2024.

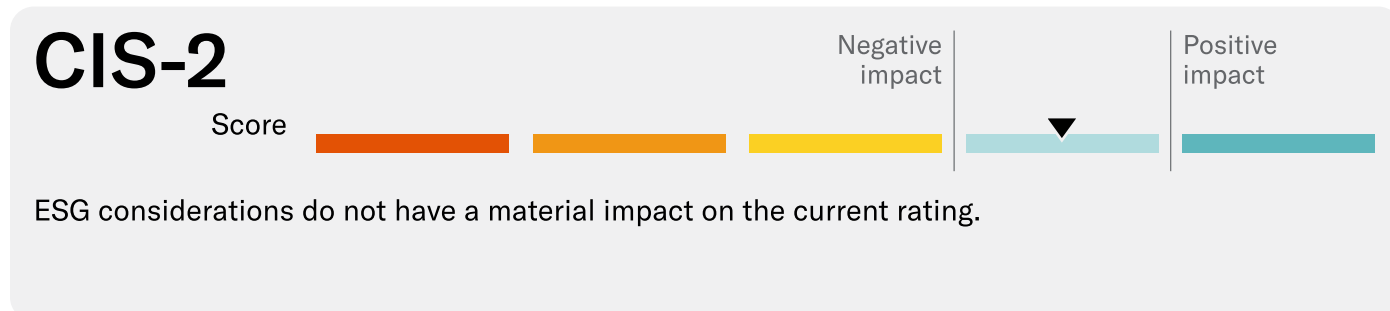
NIBC benefits from a large liquidity buffer and a long-term funding structure. Therefore, the bank has sufficient liquidity to maintain its operations for more than one year in case of inability to tap the wholesale funding markets. Its liquidity coverage ratio was at a high 322% as of the end of December 2024.

ESG considerations

NIBC Bank N.V.'s ESG credit impact score is CIS-2

Exhibit 6

ESG credit impact score

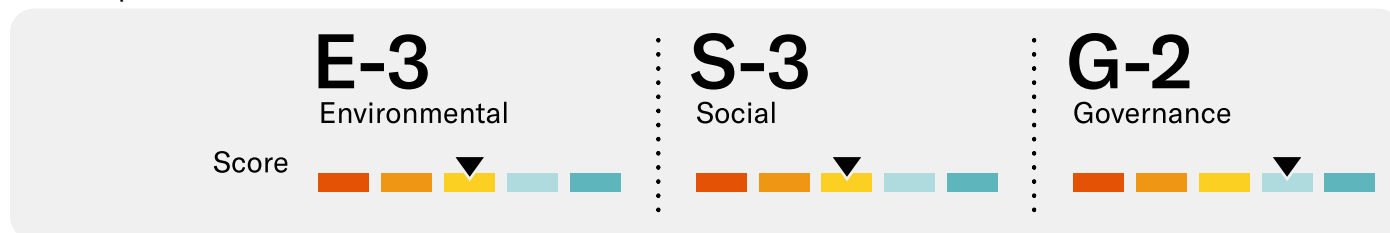


Source: Moody's Ratings

NIBC's **CIS-2** indicates that ESG considerations do not have a material impact on the current rating.

Exhibit 7

ESG issuer profile scores



Source: Moody's Ratings

Environmental

NIBC has a moderate exposure to environmental risks primarily because of its exposure to carbon transition risk as a corporate lender. Like its peers, the bank is facing mounting business risks and stakeholder pressure to meet more demanding carbon transition targets. As a result, NIBC is engaging in developing its climate risk framework and optimising its loan portfolio towards less carbon-intensive assets.

Social

NIBC faces moderate exposure to social risks related to regulatory and litigation risks, requiring high compliance standards. The exposure to customer relation risks is lower than those of its peers given the bank's focus on corporate clients, only offering plain vanilla mortgage and savings accounts to retail customers. Cyber and data risks are mitigated by a strong IT framework.

Governance

NIBC has low exposure to governance risks. The business model entails large exposures to some highly cyclical sectors. This is partly mitigated by a relatively conservative risk management as underpinned by the gradual reduction in single-name concentrations over the past six years. In recent years, the group has not been subject to any significant failures in its risk management and controls. The risks arising from its 99%-ownership by Blackstone, a global alternative investment management company, are partly mitigated by the large number of independent directors in the Supervisory Board as well as by the Netherlands' developed institutional framework.

ESG Issuer Profile Scores and Credit Impact Scores for the rated entity/transaction are available on Moodys.com. In order to view the latest scores, please click [here](#) to go to the landing page for the entity/transaction on MDC and view the ESG Scores section.

Support and structural considerations

Loss Given Failure (LGF) analysis

NIBC is domiciled in the Netherlands, which we consider an operational resolution regime (ORR). Thus, we apply our advanced Loss Given Failure (LGF) analysis. We assume the proportion of deposits considered junior at 10%, below our standard assumption of 26%. All the other assumptions are in line with our standard ones.

Our LGF analysis indicates that NIBC's deposits and senior unsecured debt are likely to face extremely low loss-given-failure, resulting in a three-notch from the bank's Adjusted BCA.

The junior senior unsecured is rated in line with the BCA, whereas the subordinated debt is rated one notch below the BCA.

Government support considerations

We assess a low probability of government support for NIBC, given that we do not consider it a systemically important bank in the Netherlands. This results in no additional uplift, and we therefore assign long-term debt and deposits ratings of A2 to the bank.

Methodology and scorecard

About Moody's Bank Scorecard

Our Bank Scorecard is designed to capture, express and explain in summary form our Rating Committee's judgement. When read in conjunction with our research, a fulsome presentation of our judgement is expressed. As a result, the output of our scorecard may materially differ from that suggested by raw data alone (though it has been calibrated to avoid the frequent need for strong divergence). The scorecard output and the individual scores are discussed in rating committees and may be adjusted up or down to reflect conditions specific to each rated entity.

Rating methodology and scorecard factors

Exhibit 8

Rating Factors

Macro Factors							
Weighted Macro Profile		Strong +	100%				
Factor		Historic Ratio	Initial Score	Expected Trend	Assigned Score	Key driver #1	Key driver #2
Solvency							
Asset Risk							
Problem Loans / Gross Loans		1.8%	a1	↔	baa2	Quality of assets	Sector diversification
Capital							
Tangible Common Equity / Risk Weighted Assets (Basel III - fully loaded)		24.1%	aa1	↓↓	a2	Expected trend	Capital retention
Profitability							
Net Income / Tangible Assets		0.7%	baa2	↔	baa3	Earnings quality	Expected trend
Combined Solvency Score			a1		baa1		
Liquidity							
Funding Structure							
Market Funds / Tangible Banking Assets		24.5%	baa1	↔	ba1	Deposit quality	
Liquid Resources							
Liquid Banking Assets / Tangible Banking Assets		20.4%	baa1	↓	baa2	Expected trend	
Combined Liquidity Score			baa1		baa3		
Financial Profile			a2		baa2		
Qualitative Adjustments					Adjustment		
Business Diversification					0		
Opacity and Complexity					0		
Corporate Behavior					0		
Total Qualitative Adjustments					0		
Sovereign or Affiliate constraint					Aaa		
BCA Scorecard-indicated Outcome - Range					baa1 - baa3		
Assigned BCA					baa2		
Affiliate Support notching					0		
Adjusted BCA					baa2		
Balance Sheet			in-scope (EUR Million)	% in-scope	at-failure (EUR Million)	% at-failure	
Other liabilities			5,966	26.0%	6,843	29.8%	
Deposits			12,525	54.6%	11,648	50.8%	
Preferred deposits			11,273	49.1%	10,709	46.7%	
Junior deposits			1,253	5.5%	939	4.1%	
Senior unsecured bank debt			2,165	9.4%	2,165	9.4%	
Junior senior unsecured bank debt			1,050	4.6%	1,050	4.6%	
Dated subordinated bank debt			353	1.5%	353	1.5%	
Preference shares (bank)			200	0.9%	200	0.9%	
Equity			688	3.0%	688	3.0%	
Total Tangible Banking Assets			22,948	100.0%	22,948	100.0%	

Debt Class	De Jure waterfall		De Facto waterfall		Notching		LGF	Assigned	Additional	Preliminary
	Instrument	Sub-	Instrument	Sub-	De Jure	De Facto	Notching	LGF		
	volume +	ordination	volume +	ordination			Guidance	notching	Notching	Rating
	subordination		subordination				vs.			Assessment
							Adjusted			
							BCA			
Counterparty Risk Rating	23.5%	23.5%	23.5%	23.5%	3	3	3	3	0	a2
Counterparty Risk Assessment	23.5%	23.5%	23.5%	23.5%	3	3	3	3	0	a2 (cr)
Deposits	23.5%	10.0%	23.5%	19.4%	3	3	3	3	0	a2
Senior unsecured bank debt	23.5%	10.0%	19.4%	10.0%	3	3	3	3	0	a2
Junior senior unsecured bank debt	10.0%	5.4%	10.0%	5.4%	0	0	0	0	0	baa2
Dated subordinated bank debt	5.4%	3.9%	5.4%	3.9%	-1	-1	-1	-1	0	baa3
Cumulative bank preference shares	3.9%	3.0%	3.9%	3.0%	-1	-1	-1	-1	0	baa3

Instrument Class	Loss Given		Additional	Preliminary Rating	Government	Local Currency	Foreign
	Failure	notching					
			notching	Assessment	Support	Rating	Currency
					notching		Rating
Counterparty Risk Rating	3		0	a2	0	A2	A2
Counterparty Risk Assessment	3		0	a2 (cr)	0	A2(cr)	
Deposits	3		0	a2	0	A2	A2
Senior unsecured bank debt	3		0	a2	0	A2	
Junior senior unsecured bank debt	0		0	baa2	0	(P)Baa2	(P)Baa2
Dated subordinated bank debt	-1		0	baa3	0	Baa3	
Cumulative bank preference shares	-1		0	baa3	0	Baa3 (hyb)	Baa3 (hyb)

[1] Where dashes are shown for a particular factor (or sub-factor), the score is based on non-public information.

Source: Moody's Ratings

Ratings

Exhibit 9

Category	Moody's Rating
NIBC BANK N.V.	
Outlook	Stable
Counterparty Risk Rating	A2/P-1
Bank Deposits	A2/P-1
Baseline Credit Assessment	baa2
Adjusted Baseline Credit Assessment	baa2
Counterparty Risk Assessment	A2(cr)/P-1(cr)
Senior Unsecured -Dom Curr	A2
Junior Senior Unsecured MTN	(P)Baa2
Subordinate -Dom Curr	Baa3
Pref. Stock	Baa3 (hyb)
Commercial Paper -Dom Curr	P-1
Other Short Term -Dom Curr	(P)P-1

Source: Moody's Ratings

Endnotes

- 1 Beequip is an equipment lease company primarily addressing SMEs and was founded in 2015.
- 2 Yesqar is a data driven car leasing company.

© 2025 Moody's Corporation, Moody's Investors Service, Inc., Moody's Analytics, Inc. and/or their licensors and affiliates (collectively, "MOODY'S"). All rights reserved.

CREDIT RATINGS ISSUED BY MOODY'S CREDIT RATINGS AFFILIATES ARE THEIR CURRENT OPINIONS OF THE RELATIVE FUTURE CREDIT RISK OF ENTITIES, CREDIT COMMITMENTS, OR DEBT OR DEBT-LIKE SECURITIES, AND MATERIALS, PRODUCTS, SERVICES AND INFORMATION PUBLISHED OR OTHERWISE MADE AVAILABLE BY MOODY'S (COLLECTIVELY, "MATERIALS") MAY INCLUDE SUCH CURRENT OPINIONS. MOODY'S DEFINES CREDIT RISK AS THE RISK THAT AN ENTITY MAY NOT MEET ITS CONTRACTUAL FINANCIAL OBLIGATIONS AS THEY COME DUE AND ANY ESTIMATED FINANCIAL LOSS IN THE EVENT OF DEFAULT OR IMPAIRMENT. SEE APPLICABLE MOODY'S RATING SYMBOLS AND DEFINITIONS PUBLICATION FOR INFORMATION ON THE TYPES OF CONTRACTUAL FINANCIAL OBLIGATIONS ADDRESSED BY MOODY'S CREDIT RATINGS. CREDIT RATINGS DO NOT ADDRESS ANY OTHER RISK, INCLUDING BUT NOT LIMITED TO: LIQUIDITY RISK, MARKET VALUE RISK, OR PRICE VOLATILITY. CREDIT RATINGS, NON-CREDIT ASSESSMENTS ("ASSESSMENTS"), AND OTHER OPINIONS INCLUDED IN MOODY'S MATERIALS ARE NOT STATEMENTS OF CURRENT OR HISTORICAL FACT. MOODY'S MATERIALS MAY ALSO INCLUDE QUANTITATIVE MODEL-BASED ESTIMATES OF CREDIT RISK AND RELATED OPINIONS OR COMMENTARY PUBLISHED BY MOODY'S ANALYTICS, INC. AND/OR ITS AFFILIATES. MOODY'S CREDIT RATINGS, ASSESSMENTS, OTHER OPINIONS AND MATERIALS DO NOT CONSTITUTE OR PROVIDE INVESTMENT OR FINANCIAL ADVICE, AND MOODY'S CREDIT RATINGS, ASSESSMENTS, OTHER OPINIONS AND MATERIALS ARE NOT AND DO NOT PROVIDE RECOMMENDATIONS TO PURCHASE, SELL, OR HOLD PARTICULAR SECURITIES. MOODY'S CREDIT RATINGS, ASSESSMENTS, OTHER OPINIONS AND MATERIALS DO NOT COMMENT ON THE SUITABILITY OF AN INVESTMENT FOR ANY PARTICULAR INVESTOR. MOODY'S ISSUES ITS CREDIT RATINGS, ASSESSMENTS AND OTHER OPINIONS AND PUBLISHES OR OTHERWISE MAKES AVAILABLE ITS MATERIALS WITH THE EXPECTATION AND UNDERSTANDING THAT EACH INVESTOR WILL, WITH DUE CARE, MAKE ITS OWN STUDY AND EVALUATION OF EACH SECURITY THAT IS UNDER CONSIDERATION FOR PURCHASE, HOLDING, OR SALE.

MOODY'S CREDIT RATINGS, ASSESSMENTS, OTHER OPINIONS, AND MATERIALS ARE NOT INTENDED FOR USE BY RETAIL INVESTORS AND IT WOULD BE RECKLESS AND INAPPROPRIATE FOR RETAIL INVESTORS TO USE MOODY'S CREDIT RATINGS, ASSESSMENTS, OTHER OPINIONS OR MATERIALS WHEN MAKING AN INVESTMENT DECISION. IF IN DOUBT YOU SHOULD CONTACT YOUR FINANCIAL OR OTHER PROFESSIONAL ADVISER.

ALL INFORMATION CONTAINED HEREIN IS PROTECTED BY LAW, INCLUDING BUT NOT LIMITED TO, COPYRIGHT LAW, AND NONE OF SUCH INFORMATION MAY BE COPIED OR OTHERWISE REPRODUCED, REPACKAGED, FURTHER TRANSMITTED, TRANSFERRED, DISSEMINATED, REDISTRIBUTED OR RESOLD, OR STORED FOR SUBSEQUENT USE FOR ANY SUCH PURPOSE, IN WHOLE OR IN PART, IN ANY FORM OR MANNER OR BY ANY MEANS WHATSOEVER, BY ANY PERSON WITHOUT MOODY'S PRIOR WRITTEN CONSENT. FOR CLARITY, NO INFORMATION CONTAINED HEREIN MAY BE USED TO DEVELOP, IMPROVE, TRAIN OR RETRAIN ANY SOFTWARE PROGRAM OR DATABASE, INCLUDING, BUT NOT LIMITED TO, FOR ANY ARTIFICIAL INTELLIGENCE, MACHINE LEARNING OR NATURAL LANGUAGE PROCESSING SOFTWARE, ALGORITHM, METHODOLOGY AND/OR MODEL.

MOODY'S CREDIT RATINGS, ASSESSMENTS, OTHER OPINIONS AND MATERIALS ARE NOT INTENDED FOR USE BY ANY PERSON AS A BENCHMARK AS THAT TERM IS DEFINED FOR REGULATORY PURPOSES AND MUST NOT BE USED IN ANY WAY THAT COULD RESULT IN THEM BEING CONSIDERED A BENCHMARK.

All information contained herein is obtained by MOODY'S from sources believed by it to be accurate and reliable. Because of the possibility of human or mechanical error as well as other factors, however, all information contained herein is provided "AS IS" without warranty of any kind. MOODY'S adopts all necessary measures so that the information it uses in assigning a credit rating is of sufficient quality and from sources MOODY'S considers to be reliable including, when appropriate, independent third-party sources. However, MOODY'S is not an auditor and cannot in every instance independently verify or validate information received in the credit rating process or in preparing its Materials.

To the extent permitted by law, MOODY'S and its directors, officers, employees, agents, representatives, licensors and suppliers disclaim liability to any person or entity for any indirect, special, consequential, or incidental losses or damages whatsoever arising from or in connection with the information contained herein or the use of or inability to use any such information, even if MOODY'S or any of its directors, officers, employees, agents, representatives, licensors or suppliers is advised in advance of the possibility of such losses or damages, including but not limited to: (a) any loss of present or prospective profits or (b) any loss or damage arising where the relevant financial instrument is not the subject of a particular credit rating assigned by MOODY'S.

To the extent permitted by law, MOODY'S and its directors, officers, employees, agents, representatives, licensors and suppliers disclaim liability for any direct or compensatory losses or damages caused to any person or entity, including but not limited to by any negligence (but excluding fraud, willful misconduct or any other type of liability that, for the avoidance of doubt, by law cannot be excluded) on the part of, or any contingency within or beyond the control of, MOODY'S or any of its directors, officers, employees, agents, representatives, licensors or suppliers, arising from or in connection with the information contained herein or the use of or inability to use any such information.

NO WARRANTY, EXPRESS OR IMPLIED, AS TO THE ACCURACY, TIMELINESS, COMPLETENESS, MERCHANTABILITY OR FITNESS FOR ANY PARTICULAR PURPOSE OF ANY CREDIT RATING, ASSESSMENT, OTHER OPINION OR INFORMATION IS GIVEN OR MADE BY MOODY'S IN ANY FORM OR MANNER WHATSOEVER.

Moody's Investors Service, Inc., a wholly-owned credit rating agency subsidiary of Moody's Corporation ("MCO"), hereby discloses that most issuers of debt securities (including corporate and municipal bonds, debentures, notes and commercial paper) and preferred stock rated by Moody's Investors Service, Inc. have, prior to assignment of any credit rating, agreed to pay Moody's Investors Service, Inc. for credit ratings opinions and services rendered by it. MCO and all MCO entities that issue ratings under the "Moody's Ratings" brand name ("Moody's Ratings"), also maintain policies and procedures to address the independence of Moody's Ratings' credit ratings and credit rating processes. Information regarding certain affiliations that may exist between directors of MCO and rated entities, and between entities who hold credit ratings from Moody's Investors Service, Inc. and have also publicly reported to the SEC an ownership interest in MCO of more than 5%, is posted annually at ir.moody.com under the heading "Investor Relations — Corporate Governance — Charter and Governance Documents - Director and Shareholder Affiliation Policy."

Moody's SF Japan K.K., Moody's Local AR Agente de Calificación de Riesgo S.A., Moody's Local BR Agência de Classificação de Risco LTDA, Moody's Local MX S.A. de C.V., I.C.V., Moody's Local PE Clasificadora de Riesgo S.A., and Moody's Local PA Clasificadora de Riesgo S.A. (collectively, the "Moody's Non-NRSRO CRAs") are all indirectly wholly-owned credit rating agency subsidiaries of MCO. None of the Moody's Non-NRSRO CRAs is a Nationally Recognized Statistical Rating Organization.

Additional terms for Australia only: Any publication into Australia of this document is pursuant to the Australian Financial Services License of MOODY'S affiliate, Moody's Investors Service Pty Limited ABN 61 003 399 657 AFSL 336969 and/or Moody's Analytics Australia Pty Ltd ABN 94 105 136 972 AFSL 383569 (as applicable). This document is intended to be provided only to "wholesale clients" within the meaning of section 761G of the Corporations Act 2001. By continuing to access this document from within Australia, you represent to MOODY'S that you are, or are accessing the document as a representative of, a "wholesale client" and that neither you nor the entity you represent will directly or indirectly disseminate this document or its contents to "retail clients" within the meaning of section 761G of the Corporations Act 2001. MOODY'S credit rating is an opinion as to the creditworthiness of a debt obligation of the issuer, not on the equity securities of the issuer or any form of security that is available to retail investors.

Additional terms for India only: Moody's credit ratings, Assessments, other opinions and Materials are not intended to be and shall not be relied upon or used by any users located in India in relation to securities listed or proposed to be listed on Indian stock exchanges.

Additional terms with respect to Second Party Opinions and Net Zero Assessments (as defined in Moody's Ratings Rating Symbols and Definitions): Please note that neither a Second Party Opinion ("SPO") nor a Net Zero Assessment ("NZA") is a "credit rating". The issuance of SPOs and NZAs is not a regulated activity in many jurisdictions, including Singapore. JAPAN: In Japan, development and provision of SPOs and NZAs fall under the category of "Ancillary Businesses", not "Credit Rating Business", and are not subject to the regulations applicable to "Credit Rating Business" under the Financial Instruments and Exchange Act of Japan and its relevant regulation. PRC: Any SPO: (1) does not constitute a PRC Green Bond Assessment as defined under any relevant PRC laws or regulations; (2) cannot be included in any registration statement, offering circular, prospectus or any other documents submitted to the PRC regulatory authorities or otherwise used to satisfy any PRC regulatory disclosure requirement; and (3) cannot be used within the PRC for any regulatory purpose or for any other purpose which is not permitted under relevant PRC laws or regulations. For the purposes of this disclaimer, "PRC" refers to the mainland of the People's Republic of China, excluding Hong Kong, Macau and Taiwan.

